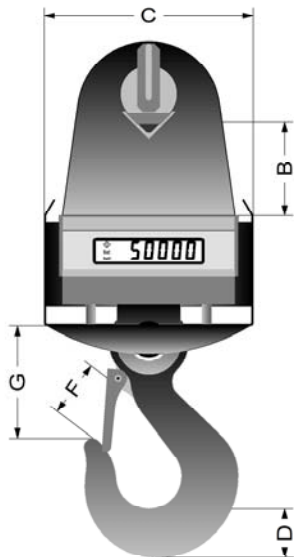
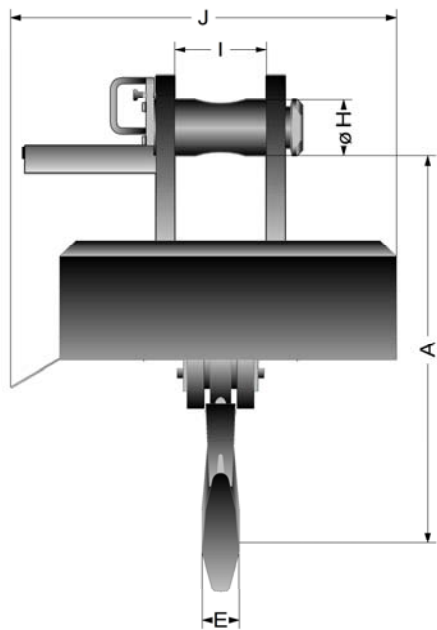
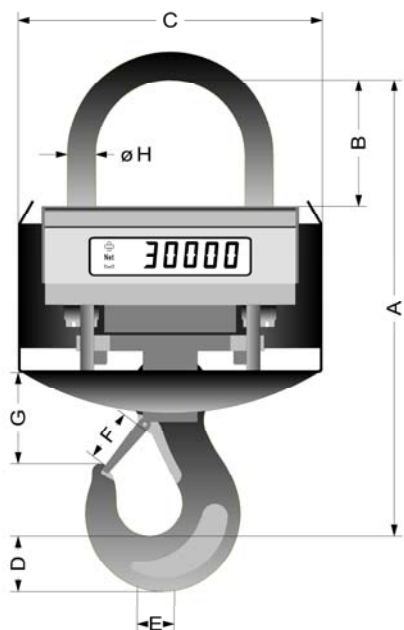


# Model KGW Specifications

KGW 0 - 30

KGW 30 - 200



Type	Range [kg]	Scale weight [kg]	Increments [kg]	A [mm]	B	C	D	E	F	G	H	I	J
KGW 1	0 - 1.000	97	0,5	597	150	390	50	40	45	188	46	-	640
KGW 2	0 - 2.000	97	1	597	150	390	50	40	45	188	46	-	640
KGW 5	0 - 5.000	97	2	597	150	390	50	40	45	188	46	-	640
KGW 10	0 - 10.000	103	5	568	150	390	64	61	75	138	46	-	640
KGW 20	0 - 20.000	268	10	852	232	558	89	78	85	177	52	-	873
KGW 30	0 - 30.000	268	10	852	232	558	89	78	85	177	52	-	873
KGW -Y 50	0 - 50.000	660	20	845	250	558	150	99	138	262	150	245	1023
KGW-Y 100	0 - 100.000	1200	50	-	220	598	-	-	-	-	2x143	185	1023
KGW-Y 150	0 - 150.000	1500	50	-	211	817	-	-	-	-	2x145	184	1023

Other ranges on request

Dimension B in mm (shackle size) and the load hook can be manufactured to suit operating conditions with restricted headroom requirements.  
The overall length and weight will change with custom designs.

- Technical:
- Stainless steel design DMS (strain gauges) compression ring load cell.
- Accuracy:
- Within 0,03 % full range
- Digital Display:
- 7 Segment Brilliant LED
- Characters:
- 50 mm / 2 " bright red color.  
Clearly readable at 60 m / 200 ft
- Power Source:
- Maintenance free rechargeable 12V DC battery.  
Capacity, 120 hours minimum between charges.  
Optional direct connected power source.
- Scale Housing:
- Damage resistant heavy gauge fabricated steel.
- Heat Protection:
- Single and double layer fabricated steel heat shields available with ceramic lining for use directly over molten metal.
- Protective System:
- IP 54 (specification for severe industrial use)




Special solutions

## Digital Crane Scale KGW 0-200.000 kg / 0-200 ton For Severe Continuous Industrial Use





Designed and constructed for dual purpose, multi-shift operation, simultaneously weighing and **TRANSPORTING** materials



### Model KGW

- ▶ Highest accuracy within 0.03% of full range
- ▶ Three year warranty of accuracy and function of the load cell in the scale
- ▶ Safety factor of 5 : 1 on all load bearing mechanical components
- ▶ Large, brilliant LED display with 50 mm / 2" characters
- ▶ Instant display of data through integrated measurement systems
- ▶ Automatic switch-off increases battery life
- ▶ Overload registers immediately on display
- ▶ Damage resistant heavy gauge steel housing
- ▶ In house calibration facilities
- ▶ Cost effective calibration services to ISO and DAKKS standards
- ▶ **MADE IN GERMANY**



### Transport & Storage cart

For safe and convenient scale storage and movement on the shop floor.

### Battery Charger and 12V DC Interchangeable Battery:


The intelligent battery charging system prevents undercharging or overcharging so that KGW Scales can be used without interruption. Option available for external direct connected power source.



### Applications

- ▶ Foundries / Melting operations  
Furnace charging. Making up charges with a lifting magnet, for steel, cast iron, ductile iron
- ▶ Rate of pouring indication in kg / lb per second
- ▶ Taring to zero throughout entire load discharge
- ▶ Furnace and ladle dosing procedures.  
Weighing of steel rolls, coils, plates and sheets.
- ▶ Control of incoming raw materials, work in process, and shipment of finished products.

Radio remote control DRC 433  
Hand held with key pad and integrated display



### Options:

**Weighing data transmission by radio** to a wide range of network compatible systems and accessories.

**Data display:** Available in real time by manual observation, printing, or at any time as recorded on IT, ERP, and PLC systems.



USB Box



Netscale



Telebox PLC USB



Teledata USB



Large display